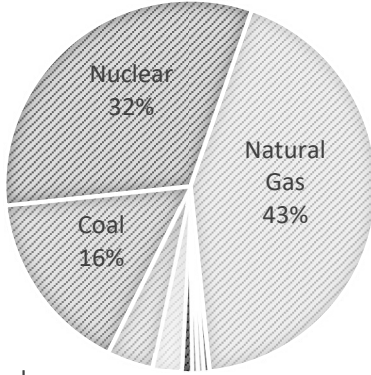
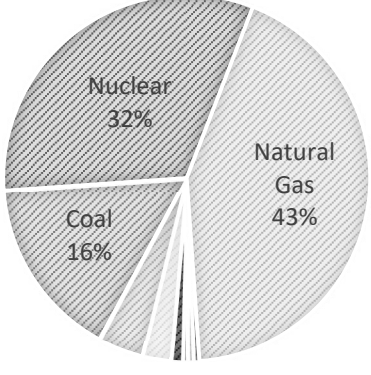
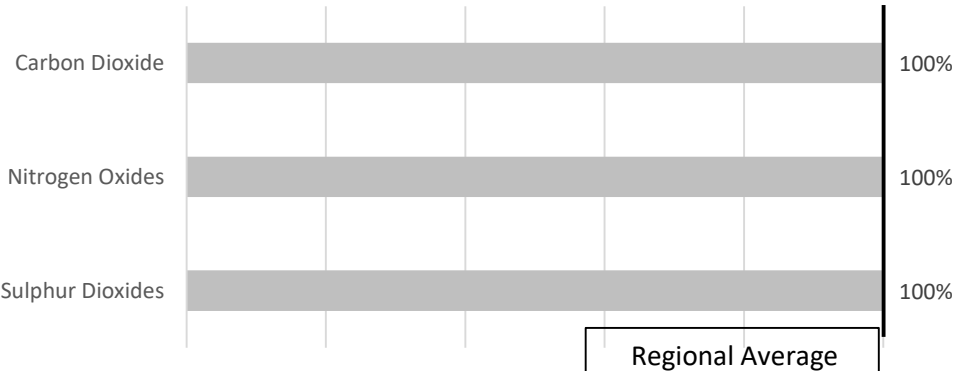


Environmental Disclosure Information					
SmartestEnergy US LLC					
Projected Data for the 2026 Calendar Year					
Generation Resource Mix - A comparison between the sources of generation projected to be used to generate this product and the actual resources used during this period.	SUPPLIER'S PRODUCT 		REGIONAL PRODUCT 		
	Wind 4%	Solar 2.5%	Hydro 1%	Biomass 0.5%	Oil 0.5%
Environmental Characteristics– A description of the characteristics associated with each possible generation resource.	Biomass Power		Air Emissions and Solid Waste		
	Coal Power		Air Emissions and Solid Waste		
	Hydro Power		Wildlife Impacts		
	Natural Gas Power		Air Emissions and Solid Waste		
	Nuclear Power		Radioactive Waste		
	Oil Power		Air Emissions and Solid Waste		
	Other Sources		Unknown Impacts		
	Solar Power		No Significant Impacts		
	Unknown Purchased Resources		Unknown Impacts		
	Wind Power		Wildlife Impacts		
Air Emissions – Product-specific projected and actual air emissions for this period compared to the regional average air emissions.					
	Regional Average				
Radioactive Waste – Radioactive waste associated with the product.	Type:		Quantity:		
	High-Level Radioactive Waste		Unknown	Lbs./1,000 kWh	
	Low-Level Radioactive Waste		Unknown	Ft³/1,000 kWh	
With in-depth analysis, the environmental characteristics of any form of electric generation will reveal benefits as well as costs. For further information, contact SmartestEnergy US LLC at customer-service@smartestenergy.com or by phone at (800)448-0995.					